

**Prostate cancer screening among family physicians in Ontario: An update on attitudes and current practice**

Jason Paul Akerman; Christopher B. Allard; Camilla Tajzler; Anil Kapoor  
McMaster Institute of Urology, McMaster University, Hamilton, ON, Canada

**Cite as:** *Can Urol Assoc J* 2017 Dec. 1; Epub ahead of print. <http://dx.doi.org/10.5489/cuaj.4631>

**Published online December 1, 2017**

\*\*\*

**Abstract**

**Introduction:** This study serves as an update of prostate cancer screening practices among family physicians in Ontario, Canada. Since this population was first surveyed in 2010, the Canadian Task Force on Preventive Health Care (CTFPHC) and the United States Preventive Services Task Force (USPSTF) released recommendations against prostate cancer screening.

**Methods:** An online survey was developed through input from urologists and family practitioners. It was distributed via email to all members of the Ontario Medical Association's Section on General and Family practice (11 657 family physicians). A reminder email was sent at two weeks and the survey remained active for one month.

**Results:** A total of 1880 family physicians completed surveys (response rate 16.1%). Overall, 80.4% offered prostate cancer screening compared to 91.7% when surveyed in 2010. Physicians new to practice (two years or less) were the most likely to not offer screening (24.6%). A combination of digital rectal exam (DRE) and prostate-specific antigen (PSA) remained the most common form of screening (58.3%). Following the release of the CTFPHC recommendations, 45.6% of respondents said they now screen fewer patients. Participants were less familiar with national urological society guidelines compared to task force recommendations. The majority (72.6%) of respondents feel PSA screening leads to overdiagnosis and treatment. Those surveyed remained split with respect to PSA utility.

**Conclusions:** Data suggest a decline in screening practices since 2010, with newer graduates less likely to offer screening. CTFPHC and USPSTF recommendations had the greatest impact on clinical practice. Those surveyed were divided with respect to PSA utility. Some additional considerations to PSA screening in the primary care setting, including patient-driven factors, were not captured by our concise survey.

## Introduction

Since its introduction in 1988, the PSA test has become the most widely adopted form of prostate cancer screening in North America.<sup>1</sup> Despite a decline in prostate-specific mortality, there has been growing concern that the benefits of PSA-based screening do not outweigh the potential harms of over-diagnosis and treatment-associated morbidity.<sup>2-7</sup>

Current evidence on the utility of PSA testing is dominated by two randomized controlled trials published in 2009. The Prostate, Lung, Colorectal, and Ovarian Cancer Screening Trial (PLCO) found no difference in prostate cancer death rates among men randomized to the screening group.<sup>8</sup> The same year, the European Randomized Study of Screening for Prostate Cancer (ERSPC) showed a modest decline in death from prostate cancer in the screening group, particularly among men aged 55-69.<sup>9</sup> Subsequent criticisms of both studies have made them more difficult to interpret in the context of PSA utility.<sup>10,11</sup>

Following the release of PLCO and ERSPC data, our center conducted a survey of over 900 primary care physicians (PCPs) in Ontario with respect to their prostate cancer screening practices. Although the vast majority of physicians offered some form of prostate cancer screening (91.7%), there was significant variability in screening protocols. Primary care physicians in Ontario were also divided with respect to the utility of screening.<sup>12</sup>

Since then, the United States Preventive Services Task Force (USPSTF) recommended against PSA-based screening in 2012.<sup>2</sup> The Canadian Task Force on Preventive Health Care (CTFPHC) followed in 2014 with a strong recommendation against screening with PSA in men less than 55 years and among those 70 years and older. For men 55-69, the CTFPHC also recommended against screening citing inconsistent evidence of a small potential benefit to PSA screening.<sup>3</sup> These task force statements deviate from recommendations put forth by the American Urological Association (AUA) and the Canadian Urological Association (CUA) who advocate for shared decision-making in PSA screening for men aged 55-69 and those at high risk for prostate cancer.<sup>13,14</sup> Interpretation of these conflicting recommendations is left to Canadian primary care physicians who perform the vast majority of prostate cancer screening in the country.

The impact of the CTFPHC, as well as the USPSTF recommendations, on screening practices among Canadian PCPs has yet to be determined. Our present study seeks to re-evaluate prostate cancer screening practices among PCPs in Ontario since the publication of new Canadian and American task force recommendations.

## Methods

An online survey was developed to assess prostate cancer screening practices among Ontario's PCPs. The questions address four primary domains: 1) demographics 2) beliefs and attitudes with respect to the utility of prostate cancer screening 3) current screening practices for prostate cancer 4) awareness and knowledge of North American recommendations/guidelines for prostate cancer screening.

The survey is a modified version of a previously established questionnaire. The original survey was developed by members of the McMaster Institute of Urology with input from four urologists and four family physicians. Modifications to the original questionnaire were made with input from a urologist and a uro-oncology fellow. Answer formats consist of either multiple choice or rating in the form of a Likert scale. A final question provides respondents the opportunity to provide optional feedback.

Distribution of the survey consisted of an email invitation with URL link to the Survey Monkey ([www.surveymonkey.com](http://www.surveymonkey.com)) hosted questionnaire. The Ontario Medical Association Section on General and Family Practice facilitated distribution of the survey through their email database of members. A reminder email was sent to all invited respondents at two weeks. The survey remained active on the Survey Monkey site for one month.

Family physicians currently practicing in Ontario were invited to participate. Survey data was analyzed in the form of descriptive statistics using Microsoft Excel.

## Results

A total of 11,657 family physicians in Ontario received an invitation to complete the survey via email. Completed surveys were submitted by 1,880 physicians (response rate 16.1%).

## Demographics

The majority of respondents have been in practice for over 20 years (1,011; 53.7%). The remaining responses were divided amongst those practicing 2 years or less (149; 7.9%), 3-5 years (186; 9.9%), 6-10 years (227; 12.0%), 11-15 years (171; 9.0%), 16-20 years (139; 7.4%). Of those who completed the survey, 53.6% (1,007) were male and 46.4% (873) were female.

## Screening practices

Routine screening was not offered by 19.4% (358) of respondents. Those in practice for 2 years or less were the most likely group to not offer screening (24.6%). Physicians practicing for over 20 years were more likely to offer screening to patients (11.9% did not offer screening, Figure 1). A combination of PSA and DRE remained the most common form of screening (1,069; 58.3%), followed by PSA alone (272; 14.8%), and DRE alone (213; 11.62%).

Of those PCPs who offered prostate cancer screening, the most common patient age to initiate screening was 50 (78.8%), followed by 40 (18.2%, Figure 2). Screening was terminated at age 70 by 69% of physicians surveyed. Lifelong screening was offered by 9.1% while 29.5% of those surveyed extended screening to age 80. Screening to 90 years of age was offered by 1.74% of physicians (Figure 3).

## Influence of guideline and task force publications

Following the publication of the 2012 USPSTF, 40.3% (702) of respondents said they screen fewer patients while screening practices were unchanged in 58.1% (1,012). Twenty-seven respondents (1.5%) now screen more patients (Figure 4). With respect to the CTFPHC, 45.6%

said they now screen fewer patients, 1.4% screen more patients, and 53.1% have not changed their practice (Figure 5).

Prostate cancer task force recommendations had the greatest influence on screening practice. Those surveyed were less familiar with national urological association guidelines. Of those surveyed, 42.6% were unfamiliar with the Canadian Urology Association's (CUA) prostate cancer recommendations, 50.8% were unfamiliar with Prostate Cancer Canada recommendations, and 53.49% were unfamiliar with the American Urological Association's (AUA) recommendations. This was much lower among task force recommendations with 29.1% unfamiliar with the USPSTF and 12.6% unfamiliar with the CTFPHC (Figure 6). When asked about the influence of various prostate cancer guidelines/recommendations, 64.9% of survey participants said their practice was either "somewhat influenced" or "influenced to a great extent" by the CTFPHC. This was followed by 42.7% for the USPSTF, 28.8% for CUA, 21.0% for Prostate Cancer Canada, and 15.4% for the AUA guidelines (Figure 6).

### ***Beliefs about the utility of screening***

Physicians were asked to respond to a series of five questions with respect to the utility of PSA screening. Each question was rated using a Likert scale. Figure 7 illustrates a clear division in perceived utility of prostate cancer screening.

### **Discussion**

Despite the recommendations put forth against prostate cancer screening by the USPSTF and CTFPHC, the vast majority of our respondents continued to offer screening (80.4%). This is lower than our 2010 survey of Ontario PCPs which had a screening rate of 91.7%. Newer family physicians were less likely to offer screening. Nearly a quarter (24.6%) of newly practicing physicians (< 2 years) do not offer routine screening. This corresponds to the group of physicians who were trained following the publication of the USPSTF and CTFPHC recommendations (2012 and 2014, respectively). There were similar rates among those in practice for 3 -20 years. PCPs in practice for more than 20 years were the most likely to offer screening.

Our study suggests that the CTFPHC and USPSTF have had a significant effect on clinical practice with 45.6% of respondents answering that they screen fewer patients since the publication of the CTFPHC. Similarly, 40.3% began screening fewer patients following the 2012 USPSTF recommendations. The extent to which this decline in screening rates translates to changing referral patterns in Canada has not been extensively evaluated. A study preformed at University Health Network, Toronto, found a reduction in the number of prostate biopsies preformed at their center following the 2012 USPSTF recommendation.<sup>15</sup> This may suggest a decrease in PSA screening and subsequent referrals by primary care physicians in their catchment area. Changes to prostate cancer screening practices among PCPs in the United States have been more extensively evaluated. Surveys of PCPs following the 2008 USPSTF and the 2009 PLCO/ERSPC trials found evidence of declining prostate cancer screening rates.<sup>16-20</sup> Since the 2012 USPSTF recommendation, there is evidence of further drops in PSA testing by PCPs

and reductions in early stage prostate cancer cases seen by urologists. From 2010 to 2013, an 18% decrease in screening was reported.<sup>20</sup> However, changes in primary care referral patterns have not been universally observed by U. S. tertiary centers. Perez et al. found no difference in the number of referrals or clinical characteristics of patients referred by PCPs following the 2012 USPSTF recommendations.<sup>21</sup>

Among those who offered routine screening, practice patterns were in keeping with previously published guidelines by national urological associations and cancer societies (AUA, CUA, Prostate Cancer Canada). The vast majority of screening was done on men between the ages of 50 and 70. None of the respondents offered screening to patients under 40 years of age. Few respondents continued to screen patients lifelong (9.11%) or beyond the age of 90 years (1.74%). This is in contrast to the 24.2% of respondents surveyed in 2010 who continued to offer screening at ages 90 or greater. Our findings are in keeping with an American survey of primary care physicians by Cohn et al. which found the greatest decline in screening rates among the youngest and oldest patients following the USPSTF.<sup>17</sup>

Although practices were more in keeping with national urological association guidelines, respondents were more familiar with the CTFPHC and USPSTF (Figure 6). Publications by the CUA, AUA, and Prostate Cancer Canada were less well recognized. This discrepancy between familiarity of guidelines and practice patterns may be a reflection established screening regimens put in place prior to the CTFPHC and USPSTF publications.

As seen in our 2010 survey, a growing concern that the benefits of PSA-screening may not outweigh the potential harms of over-diagnosis is reflected among our respondents (Figure 7). The majority of respondents (72.6%) feel that screening with PSA leads to over-diagnosis and overtreatment of prostate cancer. A greater number of respondents (48.9%) felt that prostate cancer screening with PSA did not confer a mortality benefit. The remaining respondents had a neutral response (27.7%) or believed that PSA screening leads to a decline in prostate cancer mortality (23.4%). This reflects the emphasis of the CTFPHC and USPSTF on findings from the PLCO which declared no clear benefit to PSA and DRE screening.<sup>8</sup> Further analysis and criticism of the PLCO and ERSPC trials suggest a significant mortality benefit among those screened for prostate cancer. In a subset analysis of the PLCO data, the screening arm produced a significant decrease in the risk of prostate-cancer specific death among men with no or minimal comorbidity.<sup>22</sup> This is in keeping with updated ERSPC data showing a 21% decrease in prostate-cancer specific mortality in the screening arm at 11 years.<sup>23</sup> PSA screening has also been shown to reduce advanced cases of prostate cancer by 41% and lower prostate cancer-specific mortality by 44% among men ages 50-64.<sup>24</sup>

This study has a number of limitations. The survey delivery via email distribution through a large database may incur a selection bias towards those with strong opinions on the subject. In an attempt to keep the survey brief, much of the complexity of patient counselling in a family physician's office was lost. Some respondents felt that their approach to screening was not represented in our multiple-choice options. This led them to select "do not screen" despite

the fact that they do offer some form of screening. Many survey participants commented on a shift in patient requests for PSA, with fewer patients electing to be screened since the publication of the CTFPHC. This was not captured in our survey.

### **Conclusion**

This study is the first analysis of attitudes and prostate cancer screening practices of a group of Canadian primary care providers following the release of the CTFPHC and USPSTF recommendations. Our findings suggest a decline in screening for prostate cancer and a lack of emphasis and awareness of national urological association guidelines. As primary care providers perform the majority of prostate cancer screening in the country, changes to their practice patterns have wide reaching effects on the detection and eventual treatment of prostate cancer. A significant decline in screening rates would have considerable public health implications for Canadian men in the form of increased selectivity of screening practices, health care disparities among men not well informed enough to acquire about PSA screening, and missed opportunities to detect biologically significant disease at an early stage. Since the completion of our study, the USPSTF has released a draft revision to their statement on screening for prostate cancer. More in keeping with guidelines by national urological associations, the revised USPSTF calls for physicians to inform men aged 55-69 of the harms and benefits of PSA testing.<sup>25</sup>

Data from this study suggests a need for knowledge translation tools beyond the CTFPHC to assist PCPs in navigating current conflicting Canadian PSA guidelines. This would help to ensure that those men who may benefit from the PSA test are properly selected. With a proposed shift back to PSA screening in appropriately selected men, the latest USPSTF further highlights the need for revision and unification of current Canadian prostate cancer guidelines.

## References

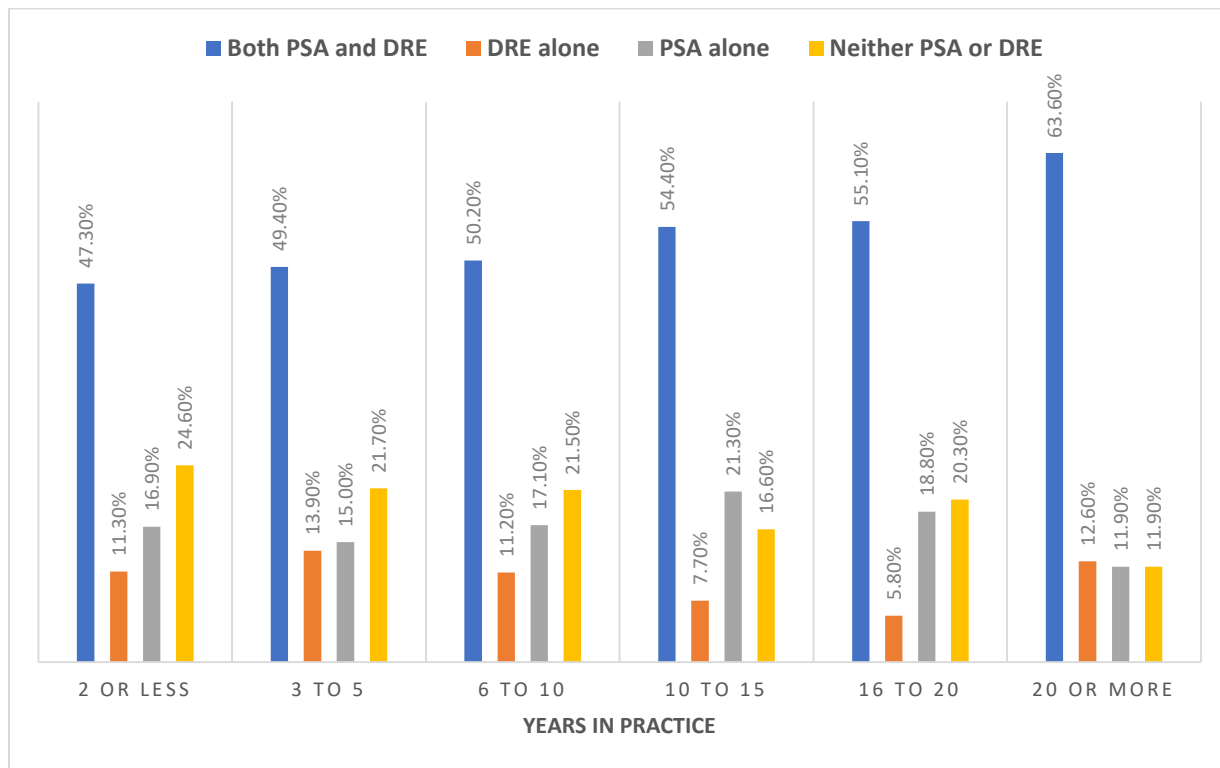
1. Potosky AL, Miller BA, Albertsen PC, et al. The role of increasing detection in the rising incidence of prostate cancer. *JAMA* 1995; 273:548-52.
2. Moyer VA. Screening for prostate cancer: U.S. Preventive Services Task Force recommendation statement. *Ann Intern Med* 2012;157: 120-34.
3. Bell N, Gorber SC, Shane A, et al. Recommendations on screening for prostate cancer with the prostate-specific antigen test. *CMAJ* 2014;186:1225-34.
4. Gibbons L, Waters C. Prostate cancer: testing, incidence, surgery and mortality. *Health Rep* 2003;14:9-20.
5. Catalona WJ, Smith DS, Ratliff TL, et al. Detection of organ-confined prostate cancer is increasing through prostate-specific antigen-based screening. *JAMA* 1993;270:948-54.
6. Coldman AJ, Phillips N, Pickles TA. Trends in prostate cancer incidence and mortality: an analysis of mortality change by screening intensity. *CMAJ* 2003;168:31-5.
7. Etzioni R, Legler JM, Feuer EJ, et al. Cancer surveillance series: interpreting trends in prostate cancer – part III: quantifying the link between population prostate-specific antigen testing and recent declines in prostate cancer mortality. *J Natl Cancer Inst* 1999;91:1033-9.
8. Andriole GL, Crawford ED, Grubb RL, et al. Mortality results from a randomized prostate-cancer screening trial. *N Engl J Med* 2009;360:1310-9.
9. Schröder FH, Hugosson J, Roobol M, et al. Screening and prostate-cancer mortality in a randomized European study. *N Engl J Med* 2009;360:1320-8.
10. Hayes JH, Barry JM. Screening for prostate cancer with the prostate-specific antigen test: A review of current evidence. *JAMA* 2014;311:1143-9.
11. Wilt TJ, Scardino PT, Carlsson SV, et al. Prostate-specific antigen screening in prostate cancer: Perspectives on the evidence. *J Natl Cancer Inst* 2014;106:dju010.
12. Allard CB, Dason S, Lusi J, et al. Prostate cancer screening: Attitudes and practices of family physicians in Ontario. *Can Urol Assoc J* 2012;6:188-93.
13. Carter HB, Albertsen PC, Barry MJ, et al. Early detection of prostate cancer: AUA guideline. American Urological Association. <https://www.auanet.org/education/guidelines/prostate-cancer-detection.cfm>. Accessed March 1, 2016.
14. Klotz L, Breau R, Chin J, et al. CUA response to CTFPHC PSA screening recommendations. Canadian Urological Association. [https://www.cua.org/.../psa/cua\\_response\\_to\\_ctfphc\\_psa\\_oct\\_2014.pdf](https://www.cua.org/.../psa/cua_response_to_ctfphc_psa_oct_2014.pdf). Accessed March 1, 2016.
15. Bhindi B, Mamdani M, Kulkarni GS, et al. Impact of the U.S. Preventive Services Task Force Recommendations against Prostate Specific Antigen Screening on prostate biopsy and cancer detection rates. *J Urol* 2015;193:1519-24.

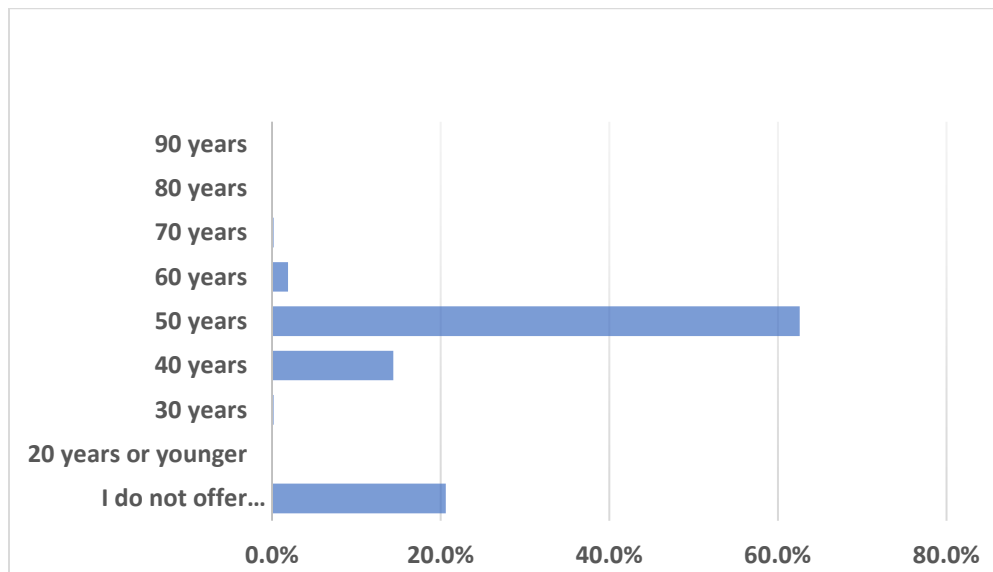
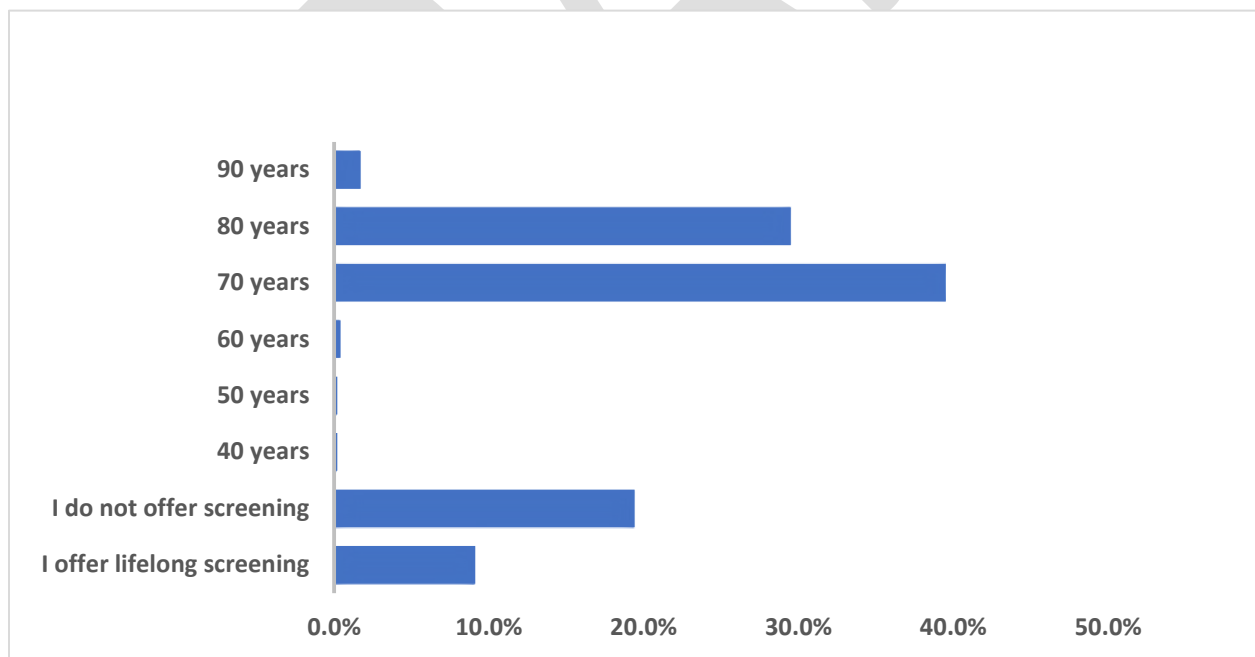
16. Zeliadt SB, Hoffman RM, Etzioni R, et al. Influence of publication of US and European prostate cancer screening trials on PSA testing practices. *J Natl Cancer Inst* 2011;103:520-3.
17. Cohn JA, Wang CE, Lakeman JC, et al. Primary care physician screening practices before and after the final U.S. preventive services task force recommendation. *Urol Oncol* 2014;32:41.
18. Volk RJ, Linder SK, Kallen MA, et al. Primary care physicians' use of an informed decision-making process for prostate cancer screening. *Ann Fam Med* 2013;11:67-74.
19. Tasian GE, Cooperberg MR, Potter MB, et al. PSA screening: determinants of primary care physician practice patterns. *Prostate Cancer Prostatic Dis* 2012;15:189-94.
20. Jemal A, Fedewa SA, Ma J, et al. Prostate cancer incidence and PSA testing patterns in relation to USPSTF screening recommendations. *JAMA* 2015;314:2054-61.
21. Perez TY, Danzig MR, Ghandour RA, et al. Impact of the 2012 United States Preventive Services Task Force Statement on Prostate-specific Antigen Screening: Analysis of urologic and primary care practices. *Urology* 2015;85:85-91.
22. Crawford ED, Grubb R 3rd, Black A, et al. Comorbidity and mortality results from a randomized prostate cancer screening trial. *J Clin Oncol* 2011;29: 355–61.
23. Schroder FH, Hugosson J, Roobol MJ, et al. Prostate-cancer mortality at 11 years of follow-up. *N Engl J Med* 2012;366:981–90.
24. Hugosson J, Carlsson S, Aus G, et al. Mortality results from the Göteborg randomised population-based prostate-cancer screening trial. *Lancet Oncol* 2010;11:725–32.
25. US Preventive Services Task Force (USPSTF) Screening for Prostate Cancer website. [updated 2017 April]. <http://www.screeningforprostatecancer.org>. Accessed April 14, 2017.



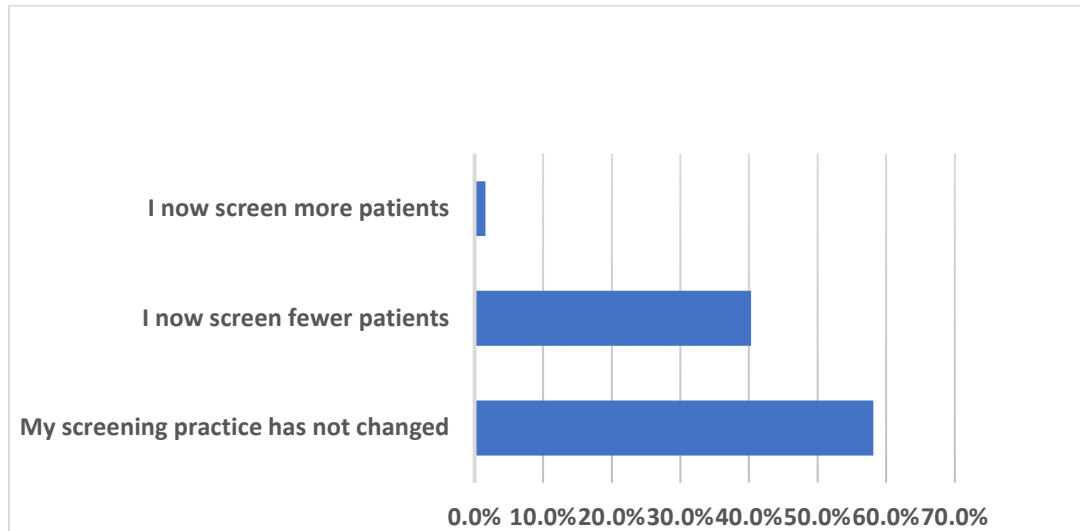
## Figures and Tables

**Fig. 1.** Screening regimen by years in practice. DRE: digital rectal exam; PSA: prostate-specific antigen.

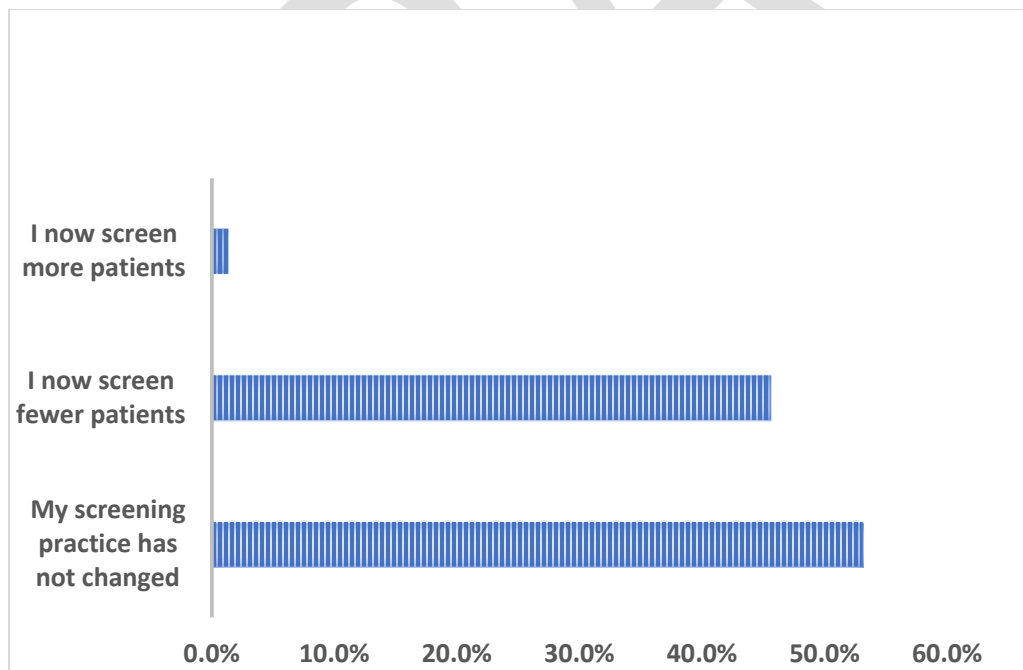


**Fig. 2.** At what age do you begin to offer prostate cancers screening?**Fig. 3.** At what age do you stop offering prostate cancer screening?

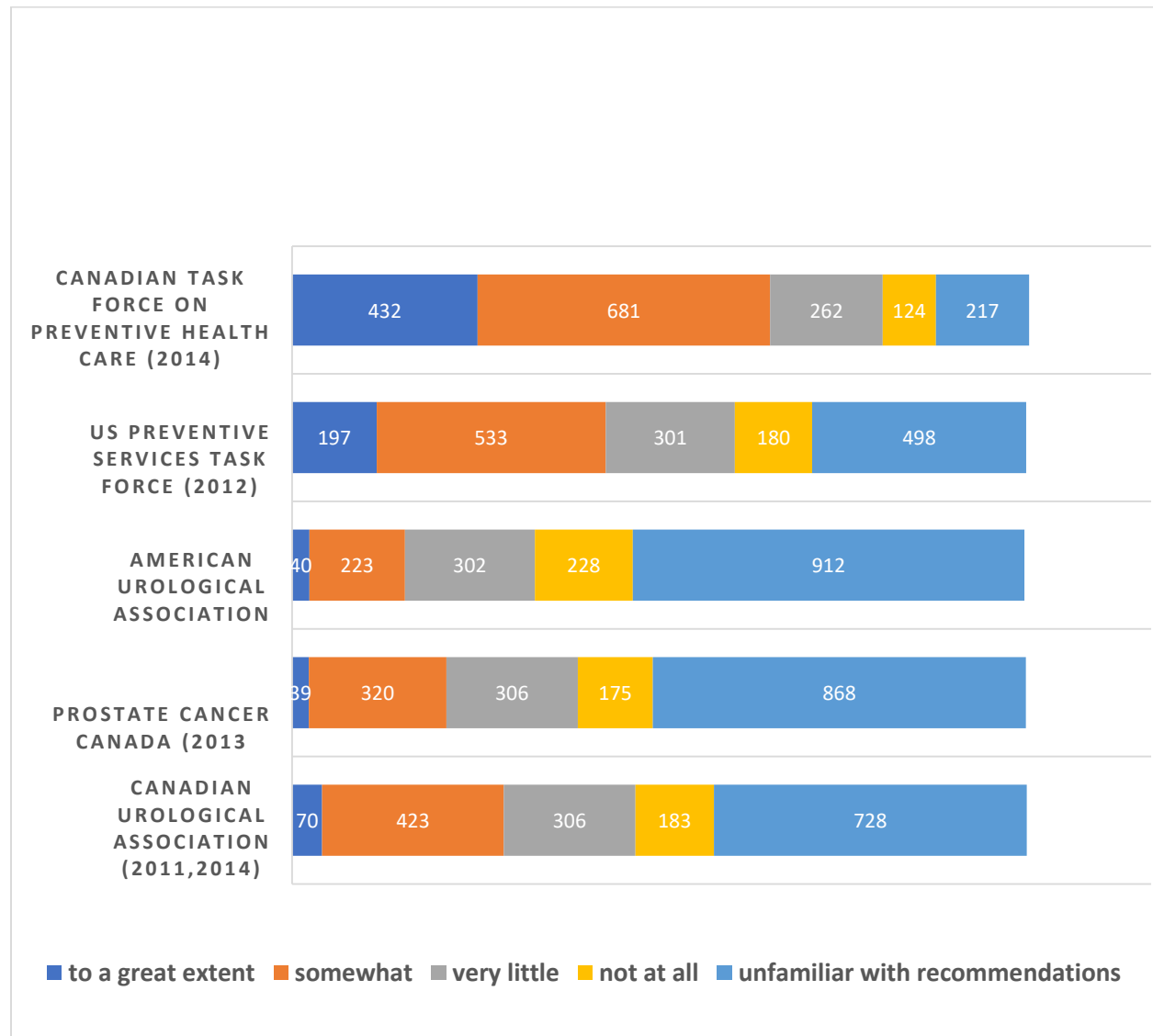
**Fig. 4.** Following the release of the United States Preventive Services Task Force (2012), how have you screening practices for prostate cancer changed?



**Fig. 5.** Following the release of Canadian Task Force on Preventive Health Care (2014), how have your screening practices for prostate cancer changed.



**Fig. 6.** How have the following statements/recommendations influenced your prostate cancer screening practice?



**Fig. 7.** Prostate-specific antigen utility